

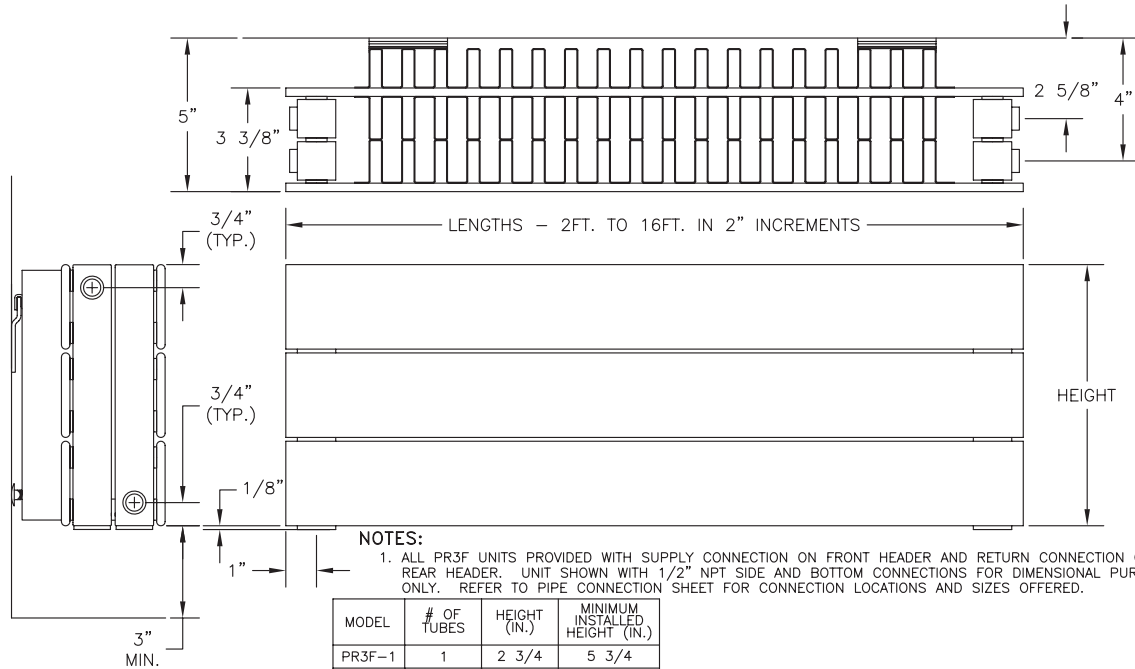
PANEL RADIATOR

Submittal

VPR3F-1

Specification

PR3F-1 to PR3F-10



MODEL	# OF TUBES	HEIGHT (IN.)	MINIMUM INSTALLED HEIGHT (IN.)
PR3F-1	1	2 3/4	5 3/4
PR3F-2	2	5 3/4	8 3/4
PR3F-3	3	8 5/8	11 5/8
PR3F-4	4	11 1/2	14 1/2
PR3F-5	5	14 3/8	17 3/8
PR3F-6	6	17 1/4	20 1/4
PR3F-7	7	20 1/4	23 1/4
PR3F-8	8	23 1/8	26 1/8
PR3F-9	9	26 1/8	29 1/8
PR3F-10	10	29	32

CAT-75575B

MODEL TYPE	BTU/Ft/Hr @ LISTED AWT & 65°F EAT								
	215° F	190° F	180° F	170° F	160° F	150° F	140° F	130° F	120° F
PR3F 01	1299	1020	914	812	713	616	523	434	349
PR3F 02	2014	1581	1418	1258	1105	955	811	673	541
PR3F 03	2572	2018	1810	1607	1411	1220	1036	860	691
PR3F 04	3082	2418	2169	1925	1690	1462	1241	1030	828
PR3F 05	3788	2973	2666	2367	2078	1797	1526	1266	1017
PR3F 06	4263	3345	3000	2663	2338	2022	1717	1425	1145
PR3F 07	4738	3718	3335	2960	2599	2247	1909	1584	1273
PR3F 08	5200	4080	3660	3248	2852	2466	2095	1738	1396
PR3F 09	5451	4278	3836	3405	2990	2585	2196	1822	1464
PR3F 10	5691	4466	4005	3556	3122	2699	2293	1902	1528

Vulcan
RADIATOR

260 North Elm St., Westfield, MA 01085
(413) 568-9571 Fax: (413) 564-5661
www.vulcanrad.com

PROJECT: _____ DATE: _____

LOCATION: _____

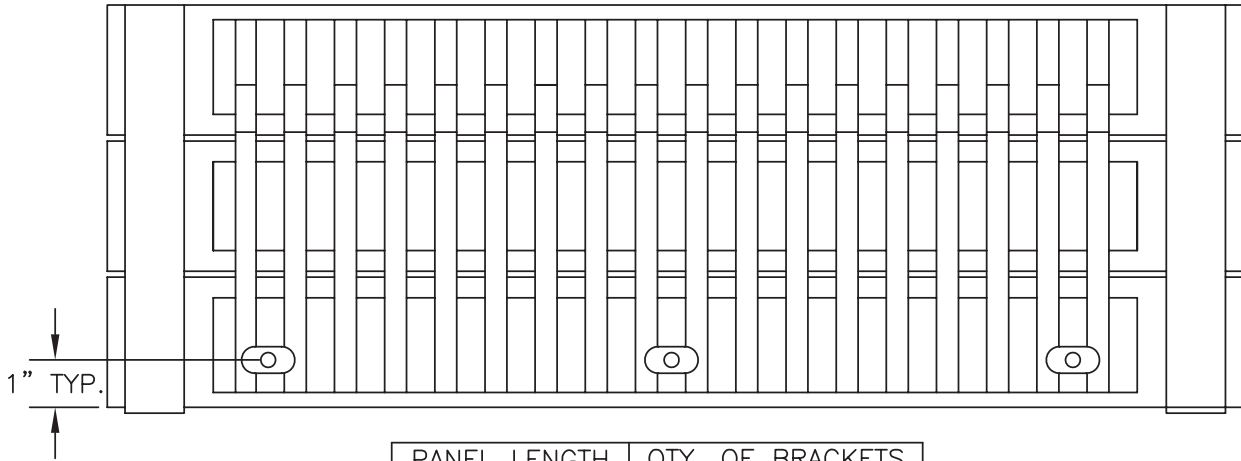
ARCHITECT: _____

ENGINEER: _____

CONTRACTOR: _____

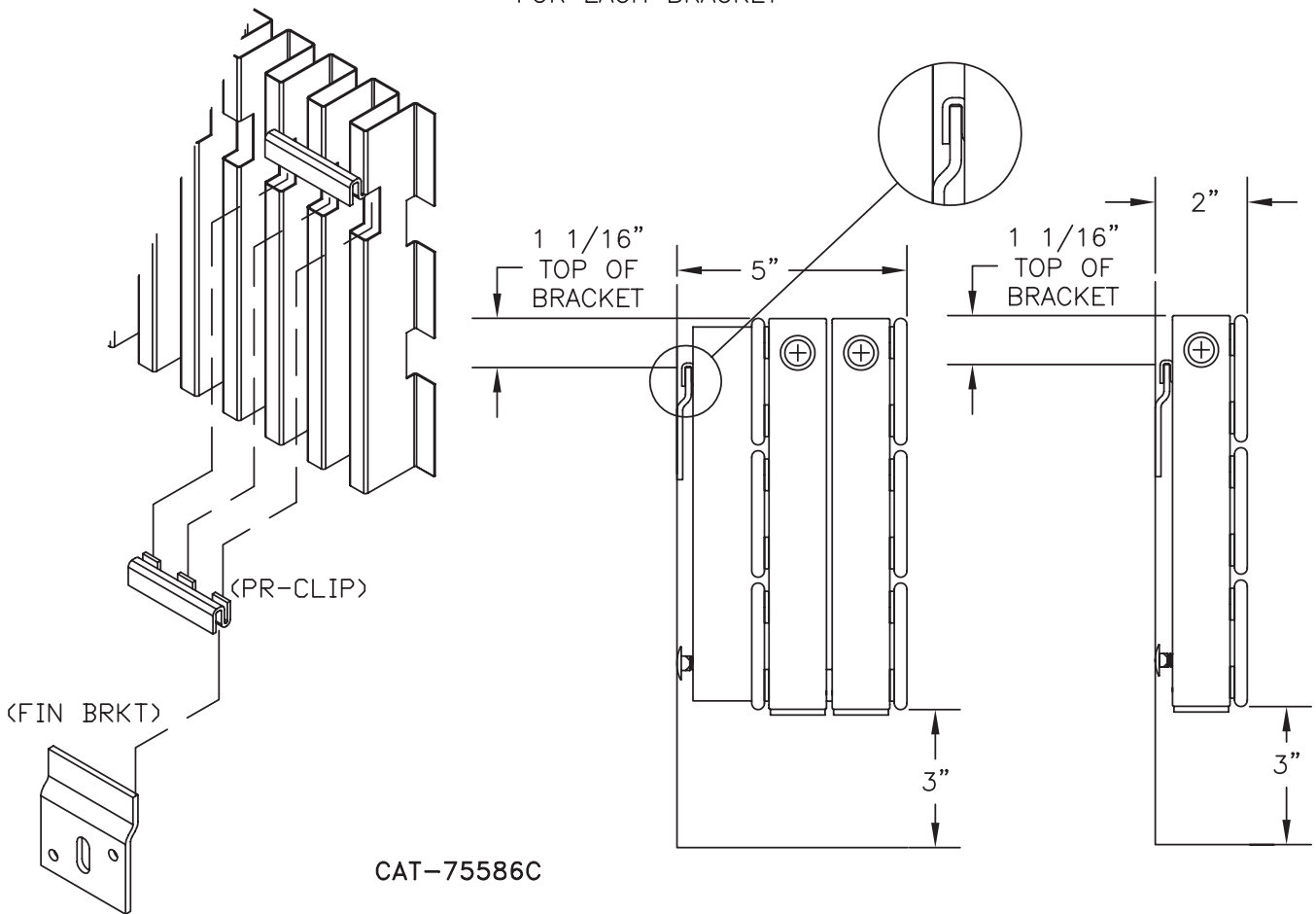
PO NUMBER: _____

TYPICAL WALL MOUNTED INSTALLATION



PANEL LENGTH	QTY. OF BRACKETS
24" - 60"	2 PCS
62" - 138"	3 PCS
140" - 236"	4 PCS
238" - 240"	5 PCS

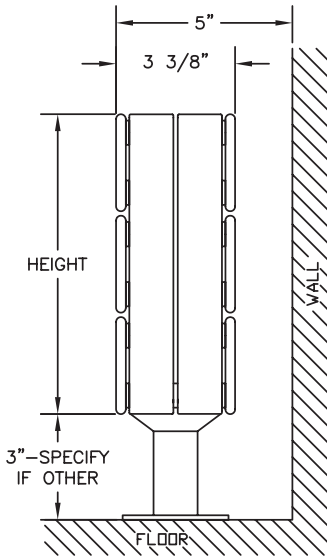
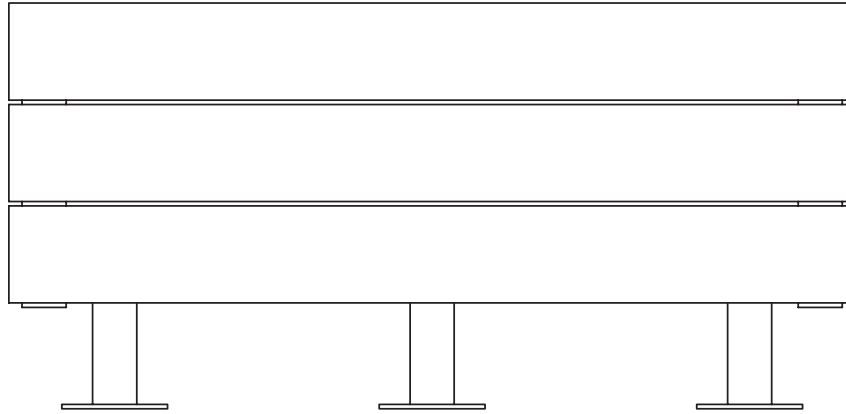
A LEVELING BOLT IS SUPPLIED FOR EACH BRACKET



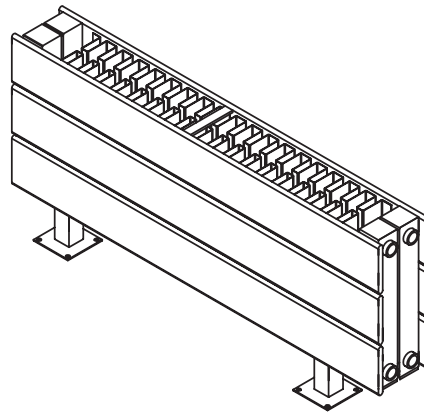
CAT-75586C

TYPICAL FREE STANDING PEDESTAL MOUNTED INSTALLATION

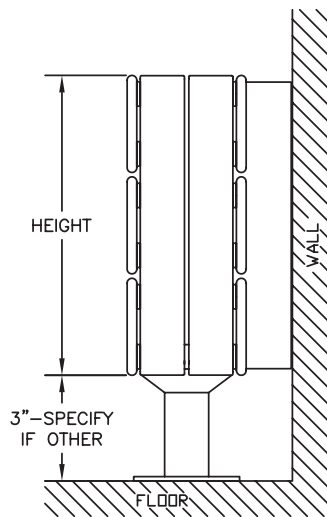
PEDESTAL MOUNTING FREE STANDING FLOOR MOUNT PR2, PR2F & PR3F



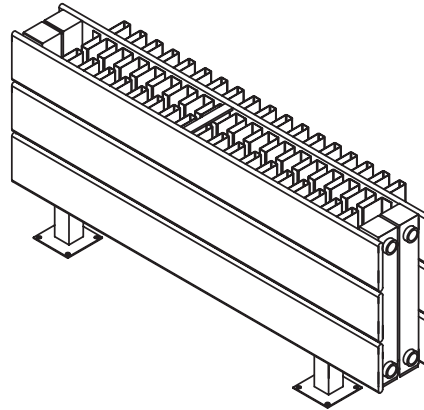
FREE STANDING FLOOR MOUNT FOR "PR2" AND "PR2F" UNITS



PANEL LENGTH	QTY. OF BRACKETS
24" - 60"	2 PCS
62" - 138"	3 PCS
140" - 192"	4 PCS



FREE STANDING FLOOR MOUNT FOR "PR3F" UNITS



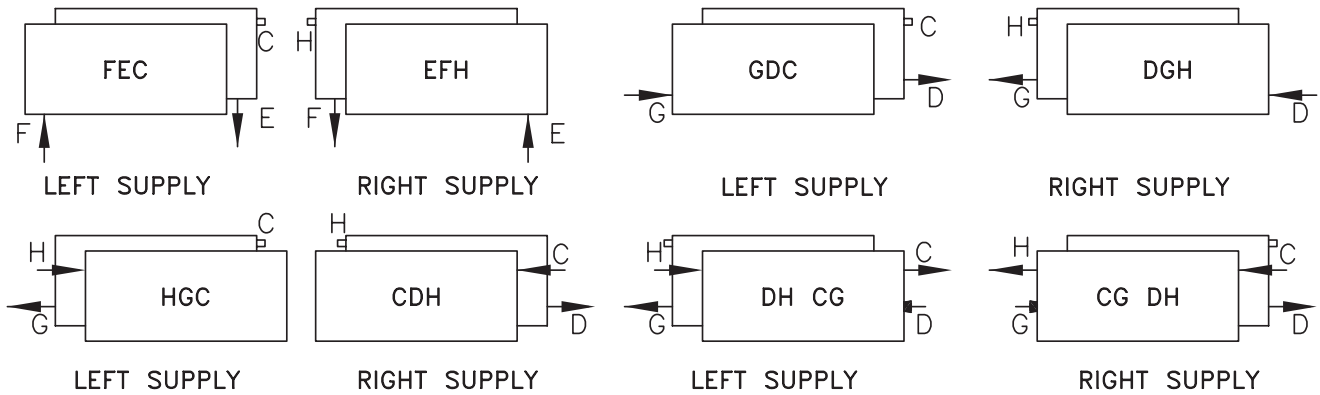
PANEL MODEL	HEIGHT
PR2-1, PR2F-1, PR3F-1	2-3/4"
PR2-2, PR2F-2, PR3F-2	5-3/4"
PR2-3, PR2F-3, PR3F-3	8-5/8"
PR2-4, PR2F-4, PR3F-4	11-1/2"

ONLY AVAILABLE UP TO 4 TUBES TALL

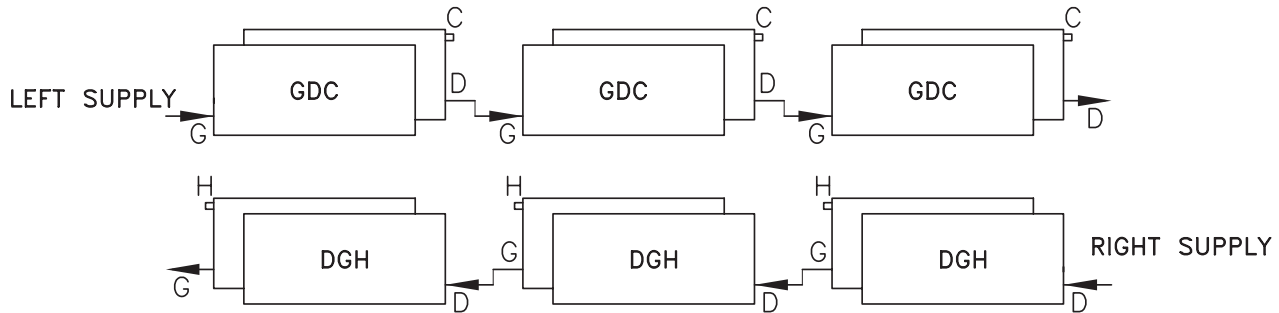
CAT-75589B

STANDARD PIPING CONNECTION LOCATIONS

PR2, PR2F, PR3F PIPING OPTIONS

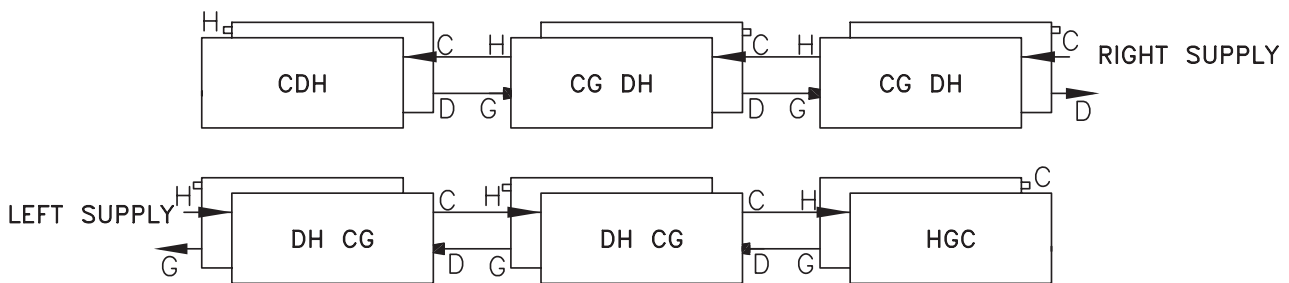


OPPOSITE END SERIES



- NOTES:
- VENT ON EACH PANEL
 - CAN ELIMINATE COSTLY RISERS
 - LOWER PD THAN SAME END SERIES
 - UP TO 7 RADIATORS (100 FT) IN SERIES OPPOSITE END
 - EXPANSION COMPENSATION PIPING TO BE PROVIDED BY OTHERS

SAME END SERIES



- NOTES:
- SAME AWT OVER THE ENTIRE SAME END SERIES
 - CAN ELIMINATE COSTLY RISERS
 - HIGHER PD THAN OPPOSITE END SERIES
 - NO MORE THAN 3 RADIATORS IN SERIES SAME END
 - EXPANSION COMPENSATION PIPING TO BE PROVIDED BY OTHERS

Model PR3F

PANEL RADIATOR SPECIFICATIONS

Specifications

Provide steel double panel radiators of the lengths and in locations as indicated, and of capacities, style, and having accessories as scheduled. The double heating panel radiation shall be of one-piece all-welded steel construction, consisting of a pair of flattened water tube panels welded to headers at each end. Continuous strips of steel corrugated fins are to be welded to the inside of each panel. An additional strip of steel corrugated fins will be welded to the rear of the back panel for maximum convective output of the radiator. The fins shall start at no less than 3" from the end of the radiator, and shall have no less than 32 fins per foot. The radiators may include an optional integral heavy gauge all-welded perforated top grille, which will cover the top of all of the finned areas.

All radiator header pipes are square 0.109" minimum wall thickness. The headers shall include all necessary inlet, outlet and vent connections as required. Standard connection sizes are 1/2" NPT tapered thread for supply and return piping, and 1/8" for the vent connection. Internal baffling is provided where required for proper water flow. Option 29, 3/4" NPT connections are available at an additional cost, when specified.

The radiant heating panels shall be available in lengths from 2'-0" to 16'-0" in two inch even increments without the need for splicing. The panel radiation shall be capable of being mounted to typical stud wall construction without additional blocking or strapping. Appropriate wall mounting brackets shall be provided with the radiation. Optional floor mounting pedestal brackets (for panels up to 4 tubes high) may be provided at an additional cost when specified. Panel radiation expansion shall not exceed 1/64" per foot of radiation at 215°F. The installer shall provide adequate expansion compensation for each radiator.

Pressure Ratings:

Pressure ratings for the radiation shall be as follows:

LOW (Standard)- .048" minimum wall thickness. Working pressure 56-PSI maximum, Test Pressure-74 PSI maximum

OR

MEDIUM (Optional)- .058" minimum wall thickness. Working pressure 85-PSI maximum, Test Pressure-110 PSI maximum

OR

HIGH (Optional)- .078" minimum wall thickness. Working pressure 128-PSI maximum, Test Pressure 184 PSI maximum

Finishes:

The panel radiation shall be cleaned and phosphatized in preparation for the powder coat finish. The radiation is then finish painted with a gloss powder coat finish, for a total paint thickness of 2-3 mils (0.002" - 0.003"). The color shall be selected from Vulcan's standard commercial colors. Optional custom colors shall be available at an additional cost.

Warranty:

A 5-Year Limited Warranty covers all Vulcan panel radiators.

Options:

Dual header panel radiators (up to 4 tubes tall) may be provided with floor-mounted pedestal brackets at an additional cost when specified. Ribbed pipe cover trims (up to 4 tubes high), finished to match the radiators shall be provided at an additional cost when specified.

Optional integral heavy gauge all-welded perforated top grille is available at an additional cost, when specified.