

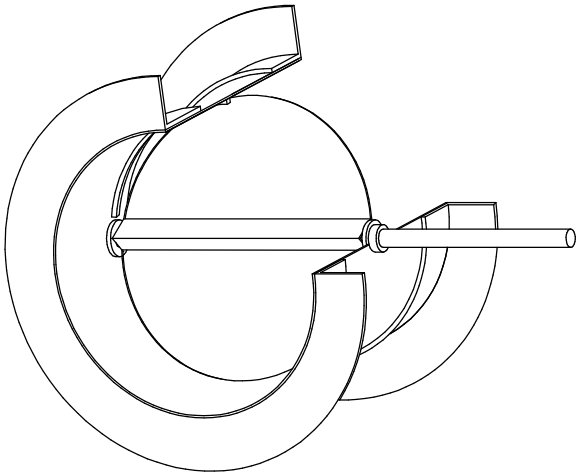
Round Industrial Damper

GI80

Single Thickness Blade • 250°F Max. Temperature • Fabricated Steel

STANDARD CONSTRUCTION

- FRAME:** Fabricated steel channel; Channel depth equal to blade diameter of 10" and less
- BLADE:** Single thickness with reinforcing gussets welded to blade parallel to air flow as required
- SHAFTS:** Plated steel continuous length welded to blade
- BEARINGS:** Sintered stainless steel flanged sleeve pressed in the frame
- STOP:** shall be welded to interior perimeter of sleeve; ¼" x ¼" metal bar for sizes ≤ 12" dia.; ¼" x ½" metal bar for sizes > 12" dia.
- OPERATOR:** Extended shaft 6" long beyond frame flanges
- FINISH:** Mill
- TEMP. LIMITS:** 250°F; Consult factor for temp. > 250°F



OPTIONS

- Stainless Steel
- Low Leakage Seal System
- Stuffing Boxes and Replaceable Packing
- Ball Bearings
- Perimeter Holes - One Flange or Both Flanges
- Finishes - Baked Enamel, Kynar
- Other Materials

DAMPER SIZE

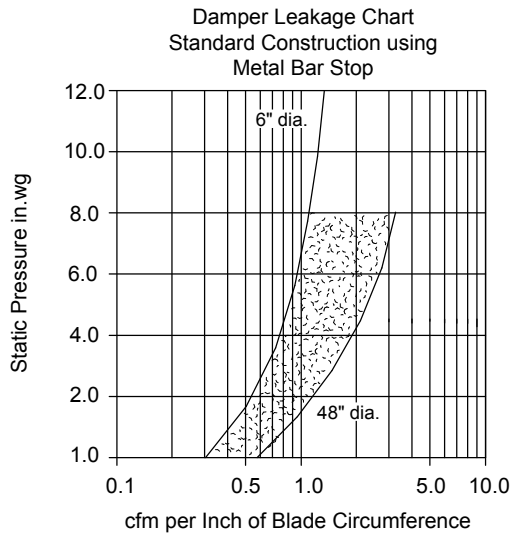
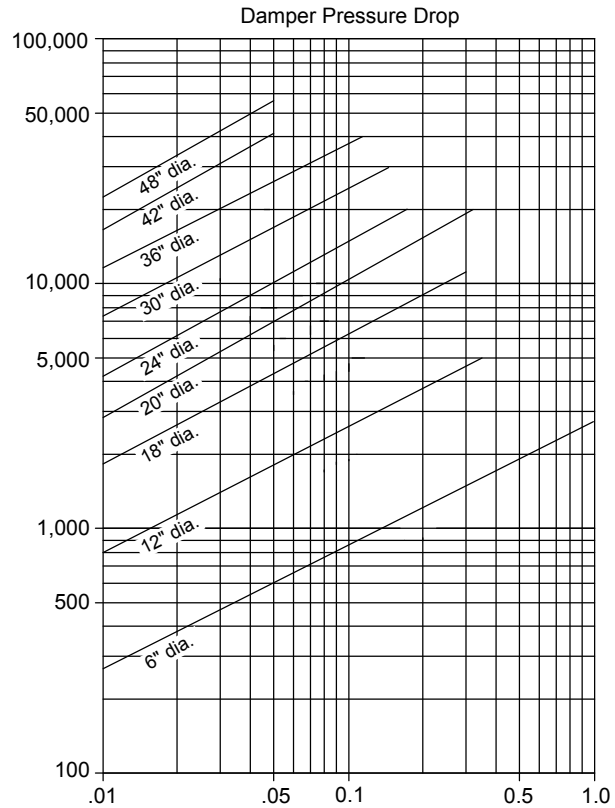
Inside Diameter	Frame		Blade Thickness	Shaft Diameter
	Depth	Flanges		
6"-11"	10-GA	1¼" x 1¼" x ⅛"	12-GA	½"
12"	10" 10-GA	1½" x 1½" x ⅙"	12-GA	½"
13"-15"	10" 10-GA	1½" x 1½" x ⅙"	10-GA	¾"
16"-24"	10" 10-GA	1½" x 1½" x ⅜"	10-GA	¾"
25"-36"	10" 10-GA	2" x 2" x ⅜"	10-GA	1"
37"-48"	10" 10-GA	2" x 2" x ⅜"	10-GA with 2 gussets	1"

Pressure and Velocity Limitations:

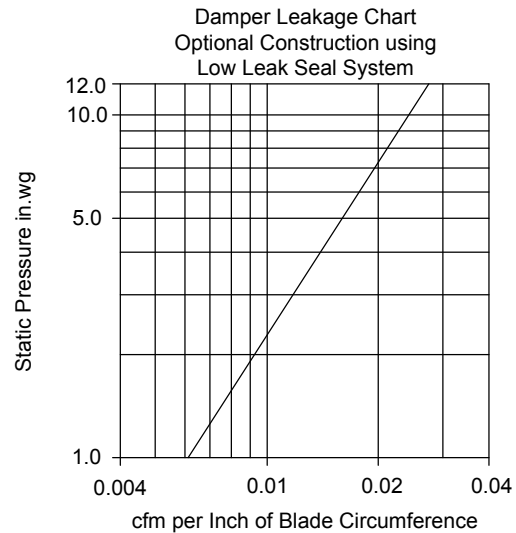
The model GI80 damper has been designed to operate satisfactorily within the limits shown below consult the factory when applications exceed the limits shown.

Damper Diameter	Maximum System Static Pressure	Maximum System Velocity
6" - 12"	12 in.wg	6000
13" - 24"	10 in.wg	6000
25" - 36"	8 in.wg	5000
37" - 48"	8 in.wg	4000

Damper performance for pressure drop and air leakage is based on AMCA Standard 500 using Fig. 5.3 (damper installed with duct upstream and downstream for pressure drop) and Fig 5.4 for air leakage. Static Pressure and cfm are corrected to .075 lb/cu.ft air density.



Leakage results shown are based on tests using various damper sizes. The shaded area expected leakage range for standard damper operating conditions and sizes.



Low leakage seal system consists of rubber seal bolted to blade, stuffing box with packing gland material, and outboard bearing.