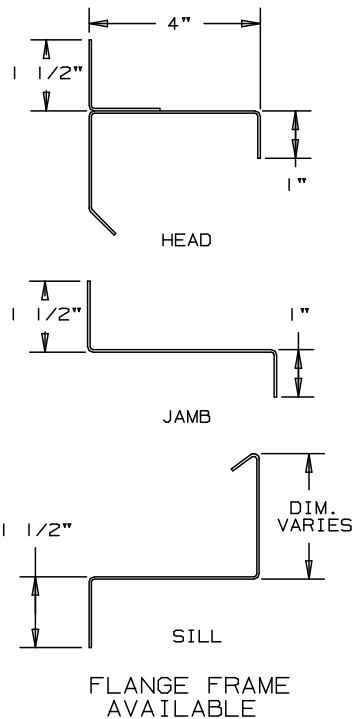
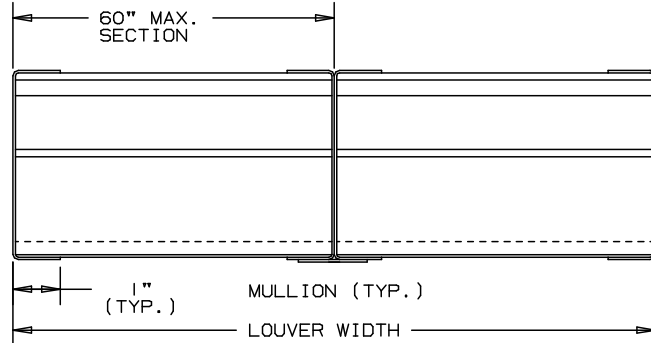
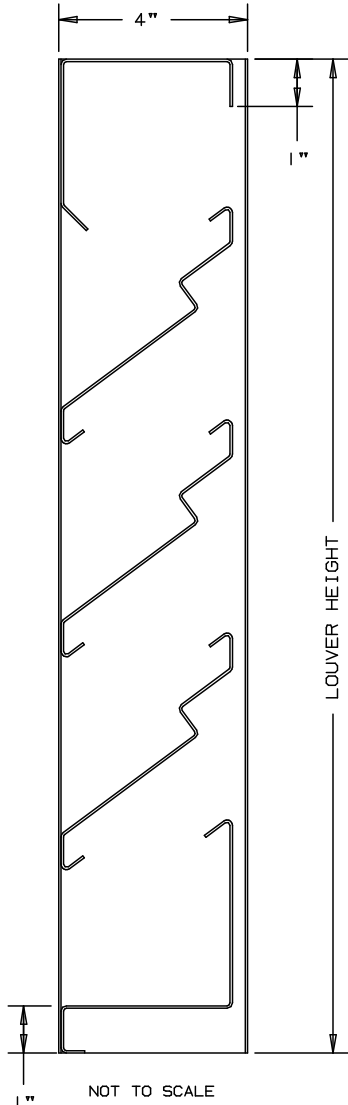


ARROW FORMED STEEL LOUVERS 4" DEEP

TYPE FS-405

45° BAFFLE BLADE - STATIONARY



SPECIFICATIONS

FRAME: 18 GA. GALVANIZED STEEL
 BLADES: 18 GA. GALVANIZED STEEL
 APPROXIMATE BLADE CENTERS 4 1/8"
 SCREEN: 1/2" SQ. MESH, 19 GA. GALVANIZED
 STEEL (.041") WHEN INDICATED
 CONSTRUCTION: RIVETED AND OR WELDED, FULL
 JAMBS WITH BLADES, HEAD AND
 SILL CONTAINED WITHIN.

FINISH: _____

MINIMUM PANEL SIZE: 12" x 12"
 MAXIMUM SINGLE PANEL SIZE: 60" x 96"

LOUVER PERFORMANCE STATEMENT

LOUVER MODEL FS-405 SHALL BE FABRICATED TO PROVIDE A MINIMUM OF (51.6%), 8.25 SQUARE FEET OF FREE AREA FOR A 48" x 48" SIZE LOUVER AND BEAR THE AMCA CERTIFIED RATINGS PROGRAM SEAL FOR AIR PERFORMANCE AND WATER PENETRATION. THE RATINGS SHALL SHOW A BEGINNING POINT OF WATER PENETRATION AT .01 OUNCES PER SQUARE FOOT OF FREE AREA AT A FREE AREA VELOCITY OF 643 FEET PER MINUTE, (5305) CUBIC FEET PER MINUTE, WITH LESS THAN .07 INCHES WATER GAUGE PRESSURE DROP FOR AIR INTAKE.

FOR CERTIFIED RATINGS
 AUTHORIZED BY AMCA
 -SEE REVERSE SIDE

NOMINAL DEDUCTIONS WILL BE MADE TO THE OPENING SIZE GIVEN.

ITEM	QTY.	OPENING SIZE		LOUVER SIZE		MULL	TYPE	LOC	SCREENS	UNION MADE
		WIDTH	HEIGHT	WIDTH	HEIGHT					



ARROW UNITED INDUSTRIES
 A DIVISION OF MESTEK, INC.
 450 RIVERSIDE DRIVE
 WYALUSING, PA 18853
 TEL: (570) 746-1888 FAX: (570) 746-9286
 WEB ADDRESS: WWW.ARROWUNITED.COM
 AGENT: _____

ARCH./ENG. :
CONTR. :
PROJECT :
EDR: _____ ECN: _____ JOB: _____
DATE: _____ DWN.: _____ DWG.: _____

LOUVER MODEL FS-405

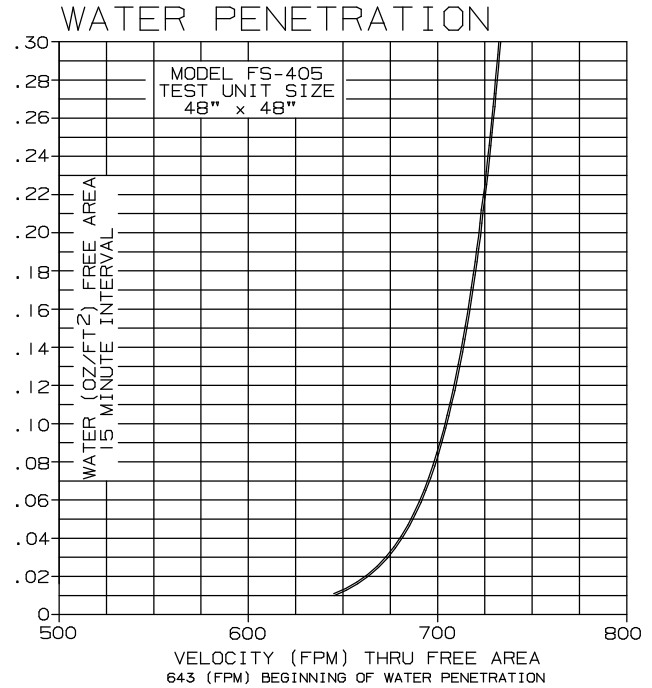
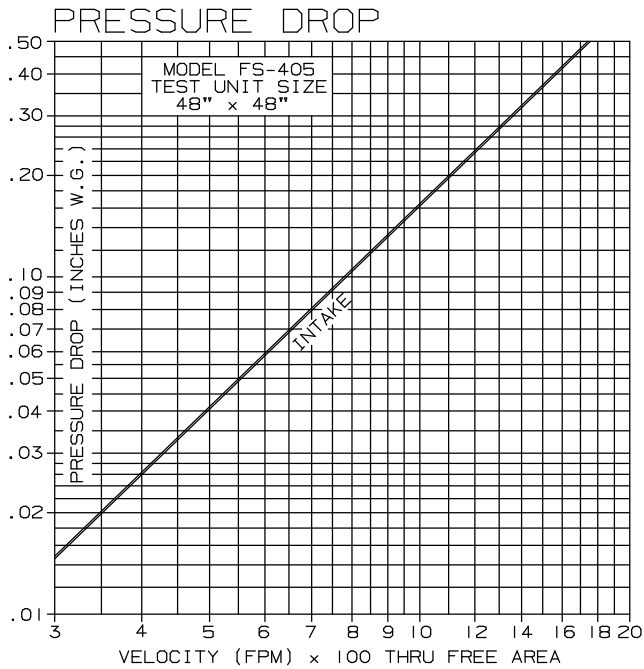
45° BAFFLE BLADE

FORMED STEEL - STATIONARY

PERFORMANCE DATA

TESTS OF A 48" x 48" SAMPLE BY AN AMCA REGISTERED LABORATORY
 ACCORDING TO AMCA STANDARD 500 SHOWS WATER PENETRATION TO BE
 LESS THAN .02 OZ. PER SQ. FT. WATER PENETRATION AT 650 FPM
 (FREE AREA VELOCITY) WITH LESS THAN .07" W.G. PRESSURE DROP.

RATINGS DO NOT INCLUDE EFFECTS OF BIRDSCREEN.



FREE AREA

HEIGHT	FREE AREA (SQ. FT.)								
	WIDTH								
	12"	18"	24"	30"	36"	42"	48"	54"	60"
12"	.26	.41	.57	.72	.87	1.03	1.18	1.34	1.49
24"	.78	1.25	1.71	2.18	2.65	3.12	3.58	4.05	4.52
36"	1.27	2.03	2.80	3.56	4.32	5.08	5.85	6.61	7.37
48"	1.76	2.82	3.88	4.94	6.00	7.05	8.25	9.17	10.23
60"	2.32	3.72	5.11	6.50	7.89	9.29	10.68	12.07	13.47
72"	2.81	4.50	6.19	7.87	9.56	11.25	12.94	14.62	16.31
84"	3.30	5.28	7.26	9.24	11.21	13.19	15.17	17.15	19.13
96"	3.78	6.06	8.33	10.60	12.87	15.14	17.41	19.68	21.95



ARROW UNITED CERTIFIES THAT THE MODEL FS-405 LOUVERS SHOWN HEREIN IS LICENSED TO BEAR THE AMCA SEAL. THE RATINGS SHOWN ARE BASED ON TESTS AND PROCEDURES PERFORMED IN ACCORDANCE WITH AMCA PUBLICATION 511 AND COMPLY WITH THE REQUIREMENTS OF THE AMCA CERTIFIED RATINGS PROGRAM. THE CERTIFIED RATINGS SEAL APPLIES TO AIR PERFORMANCE AND WATER PENETRATION RATINGS