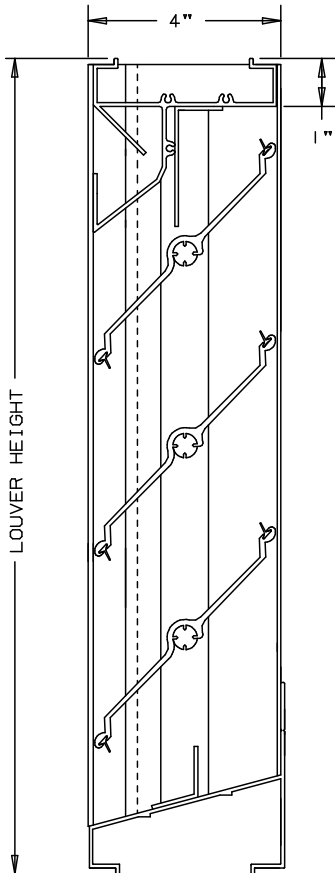


ARROW EXTRUDED ALUMINUM LOUVERS ADJUSTABLE TYPE 4" DEEP

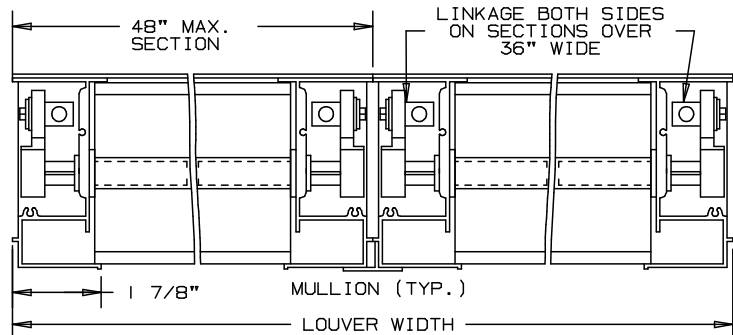
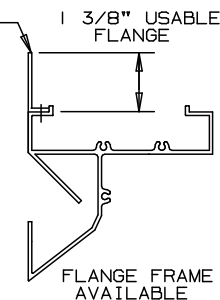
TYPE EA-444

FOR MANUAL OR MOTOR OPERATION



NOT TO SCALE

FLANGE FRAME
(AVAILABLE
FRONT FACE
ONLY)



SPECIFICATIONS

BEARING: CELCON BEARING MATERIALS SO THAT THERE WILL BE NO METAL TO METAL FRICTION. OPERATING LINKAGE CONCEALED IN FRAME, OUT OF THE AIR STREAM.

MATERIAL: FRAME AND BLADE EXTRUDED ALUMINUM 6063-T6/T52 ALLOY .080" THK., BLADES ON 4" CENTERS.

FACE OF LOUVER: FULL WIDTH SILL WITH DRAIN HEAD AND NON-DRAIN BLADES CONTAINED WITHIN THE DRAIN JAMBS.

LINKAGE: EXTRUDED ALUMINUM, CONCEALED IN CHANNEL OUT OF AIRSTREAM. PIVOTS ARE .50" DIA. MACHINED STEEL, CADMIUM PLATED AND CHROMATE TREATED. PIVOTS ROTATE IN A CELCON BEARING. A .312" DIA. ALUMINUM LINKAGE ROD IS LOCKED TO THE PIVOT BY A 1/4-20 SET SCREW WITH AN EPOXY LOCKING PATCH.

SHAFTS: .50" DIA. ALUMINUM "PIN-LOCK" ROD.

SEALS: EXTRUDED SILICONE RUBBER SEAL AT BLADE EDGE. POLYURETHANE AT THE JAMBS.

SCREENS: WHEN INDICATED, IN A REMOVABLE FRAME.
 BIRD SCREEN - 1/2" FLATTENED ALUMINUM, .051" THK.
 OR - 1/2" SQ. MESH, INTERMEDIATE DOUBLE-CRIMPED ALUMINUM WIRE, .063 DIA.
 OR - 18/16 MESH, .011" DIA. ALUMINUM WIRE, INSECT SCREEN.

FINISH: MILL.

LOUVER SIZES: 12" x 12" MINIMUM PANEL SIZE.
 48" x 96" MAXIMUM PANEL SIZE.

LOUVER PERFORMANCE STATEMENT

LOUVER MODEL EA-444 SHALL BE FABRICATED TO PROVIDE A MINIMUM OF (43%), 6.84 SQUARE FEET OF FREE AREA FOR A 48" x 48" SIZE LOUVER. TESTED IN ACCORDANCE TO AMCA STANDARD 500-L-99. THE BEGINNING POINT OF WATER PENETRATION AT .01 OUNCES PER SQUARE FOOT OF FREE AREA AT A FREE AREA VELOCITY OF 1044 FEET PER MINUTE, (7141) CUBIC FEET PER MINUTE. WITH A .16 INCHES WATER GAUGE PRESSURE DROP AT 1000 FPM FOR AIR INTAKE.

OPTIONAL

- OTHER SCREENS
- ARCHITECTURAL FINISHES
- ACTUATORS (ELECTRIC, PNEUMATIC, MANUAL, ETC.)

FOR PERFORMANCE DATA
- SEE REVERSE SIDE

NOMINAL DEDUCTIONS WILL BE MADE TO THE OPENING SIZES GIVEN.

ITEM	QTY.	WIDTH	HEIGHT	WIDTH	HEIGHT	MULL	TYPE	LOC
		OPENING SIZE		LOUVER SIZE				



ARROW UNITED INDUSTRIES
 A DIVISION OF MESTEK, INC.
 450 RIVERSIDE DRIVE
 WYALUSING, PA 18853
 TEL: (570) 746-1888 FAX: (570) 746-9286
 WEB ADDRESS: WWW.ARROWUNITED.COM

AGENT: _____

ARCH./ENG. : _____
 CONTR. : _____
 PROJECT : _____
 EDR: _____ ECN: _____ JOB: _____
 DATE: _____ DWN. : _____ DWG. : _____

LOUVER MODEL EA-444

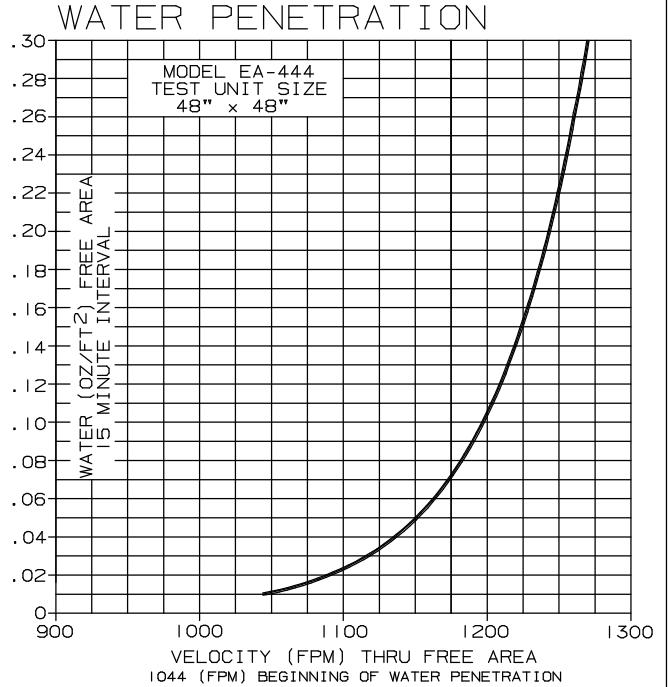
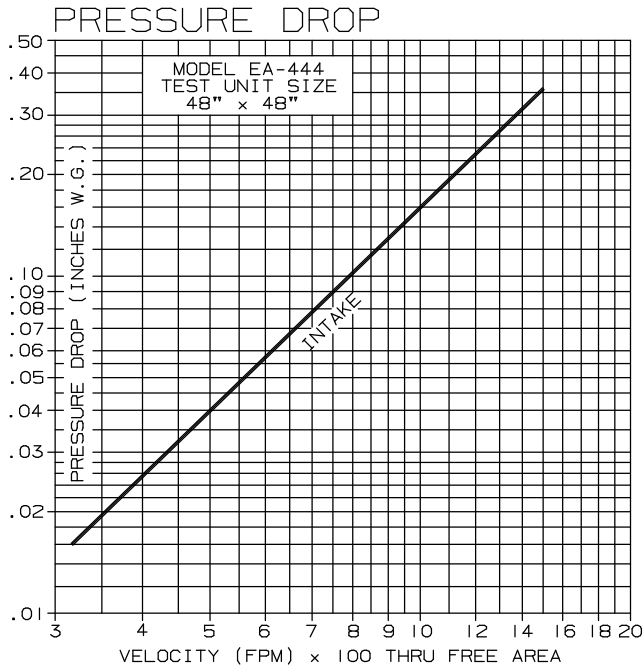
ADJUSTABLE LOUVERS

EXTRUDED ALUMINUM - 4" DEEP

PERFORMANCE DATA

TESTS OF A 48" X 48" SAMPLE BY AN *AMCA REGISTERED LABORATORY
 ACCORDING TO AMCA STANDARD 500 SHOWS LESS THAN .02 OZ. PER SQ. FT.
 WATER PENETRATION AT 1075 FPM (FREE AREA VELOCITY) WITH LESS THAN
 .18" W.G. PRESSURE DROP (INTAKE).

RATINGS DO NOT INCLUDE THE EFFECT OF BIRDSCREEN.



FREE AREA

		FREE AREA (SQ. FT.)						
		WIDTH						
HEIGHT	12"	12"	18"	24"	30"	36"	42"	48"
	12"	.15	.27	.39	.50	.62	.74	.85
	24"	.50	.88	1.26	1.63	2.01	2.39	2.77
	36"	.85	1.49	2.13	2.77	3.40	4.04	4.68
	48"	1.20	2.10	3.00	3.90	4.80	5.70	6.84
	60"	1.55	2.71	3.87	5.03	6.19	7.35	8.51
	72"	1.90	3.32	4.74	6.16	7.58	9.00	10.43
	84"	2.24	3.93	5.61	7.29	8.98	10.66	12.34
96"	2.59	4.54	6.48	8.42	10.37	12.31	14.26	

* AMCA REGISTERED LABORATORY IS A LABORATORY EQUIPPED AND STAFFED TO CONDUCT TESTS ACCORDING TO THE APPROPRIATE AMCA TESTS METHOD AND WHICH HAS BEEN LICENSED AS A AMCA REGISTERED LABORATORY.