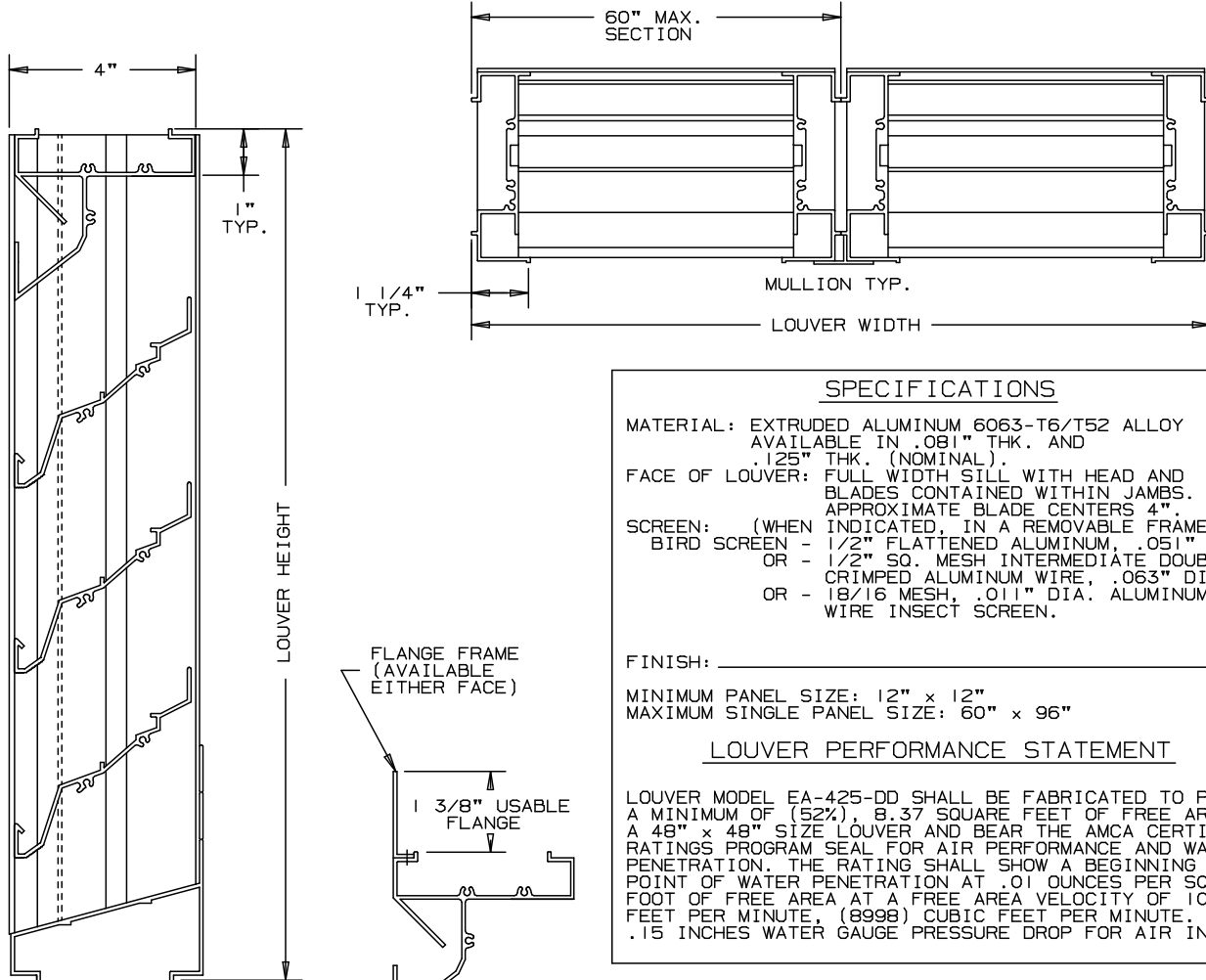


# ARROW

# TYPE

## EXTRUDED ALUMINUM LOUVERS EA-425-DD 4" DEEP

### 45° DUAL DRAIN BLADE-STATIONARY-CHANNEL TYPE



NOT TO SCALE

FLANGE FRAME  
(AVAILABLE  
EITHER FACE)

1 3/8" USABLE  
FLANGE

FLANGE FRAME  
OPTION

#### SPECIFICATIONS

MATERIAL: EXTRUDED ALUMINUM 6063-T6/T52 ALLOY  
AVAILABLE IN .081" THK. AND  
.125" THK. (NOMINAL).

FACE OF LOUVER: FULL WIDTH SILL WITH HEAD AND  
BLADES CONTAINED WITHIN JAMBS.  
APPROXIMATE BLADE CENTERS 4".

SCREEN: (WHEN INDICATED, IN A REMOVABLE FRAME)  
BIRD SCREEN - 1/2" FLATTENED ALUMINUM, .051" THK.  
OR - 1/2" SQ. MESH INTERMEDIATE DOUBLE-  
CRIMPED ALUMINUM WIRE, .063" DIA.  
OR - 18/16 MESH, .011" DIA. ALUMINUM  
WIRE INSECT SCREEN.

FINISH: \_\_\_\_\_

MINIMUM PANEL SIZE: 12" x 12"  
MAXIMUM SINGLE PANEL SIZE: 60" x 96"

#### LOUVER PERFORMANCE STATEMENT

LOUVER MODEL EA-425-DD SHALL BE FABRICATED TO PROVIDE  
A MINIMUM OF (52%), 8.37 SQUARE FEET OF FREE AREA FOR  
A 48" x 48" SIZE LOUVER AND BEAR THE AMCA CERTIFIED  
RATINGS PROGRAM SEAL FOR AIR PERFORMANCE AND WATER  
PENETRATION. THE RATING SHALL SHOW A BEGINNING  
POINT OF WATER PENETRATION AT .01 OUNCES PER SQUARE  
FOOT OF FREE AREA AT A FREE AREA VELOCITY OF 1075  
FEET PER MINUTE, (8998) CUBIC FEET PER MINUTE, WITH  
.15 INCHES WATER GAUGE PRESSURE DROP FOR AIR INTAKE.

FOR CERTIFIED RATINGS  
AUTHORIZED BY AMCA  
-SEE REVERSE SIDE

NOMINAL DEDUCTIONS WILL BE MADE TO OPENING SIZES GIVEN.

ITEM	QTY.	WIDTH	HEIGHT	WIDTH	HEIGHT	MULL	TYPE	LOC	
		OPENING SIZE		LOUVER SIZE					



**ARROW UNITED INDUSTRIES**  
A DIVISION OF MESTEK, INC.  
450 RIVERSIDE DRIVE  
WYALUSING, PA 18853  
TEL: (570) 746-1888 FAX: (570) 746-9286  
WEB ADDRESS: WWW.ARROWUNITED.COM

AGENT: \_\_\_\_\_

ARCH./ENG.:	
CONTR.:	
PROJECT:	
EDR:	ECN: JOB:
DATE:	DWN.: DWG.:

# LOUVER MODEL EA-425-DD

## 45° DRAIN BLADE

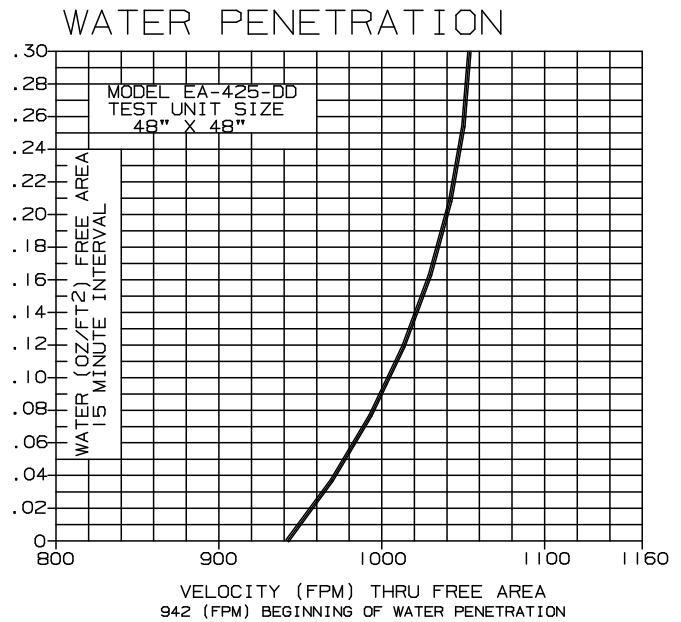
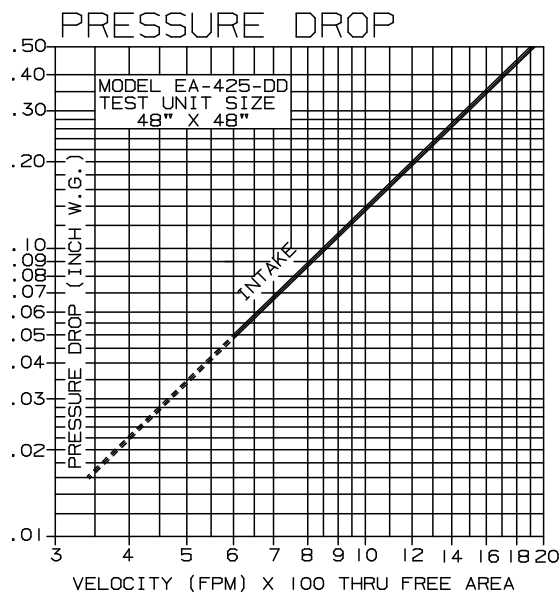
### EXTRUDED ALUMINUM - STATIONARY

## PERFORMANCE DATA

EXCELLENT WEATHER PROTECTION WITH LITTLE PRESSURE LOSS.

TESTS OF A 48" X 48" SAMPLE BY AN AMCA ACCREDITED LABORATORY ACCORDING TO AMCA STANDARD 500 SHOWS LOW WATER PENETRATION. TESTS SHOW LESS THAN .02 OZ. PER SQ. FT. WATER PENETRATION AT 1100 FPM (FREE AREA VELOCITY) WITH LESS THAN .17 W.G. PRESSURE DROP (INTAKE).

RATINGS DO NOT INCLUDE THE EFFECT OF BIRDSCREEN.



## FREE AREA

HEIGHT	FREE AREA (SQ. FT.)								
	WIDTH								
	12"	18"	24"	30"	36"	42"	48"	54"	60"
12"	.31	.50	.70	.90	1.09	1.29	1.48	1.68	1.87
24"	.81	1.31	1.82	2.33	2.84	3.35	3.86	4.36	4.87
36"	1.30	2.12	2.94	3.77	4.59	5.41	6.23	7.05	7.87
48"	1.80	2.93	4.07	5.20	6.34	7.47	8.37	9.74	10.87
60"	2.29	3.74	5.19	6.64	8.08	9.53	10.98	12.43	13.88
72"	2.79	4.55	6.31	8.07	9.83	11.59	13.35	15.12	16.88
84"	3.28	5.36	7.43	9.51	11.58	13.65	15.73	17.80	19.88
96"	3.78	6.17	8.55	10.94	13.33	15.72	18.10	20.49	22.88



ARROW UNITED CERTIFIES THAT THE MODEL EA-425-DD LOUVERS SHOWN HEREIN IS LICENSED TO BEAR THE AMCA SEAL. THE RATINGS SHOWN ARE BASED ON TESTS AND PROCEDURES PERFORMED IN ACCORDANCE WITH THE AMCA PUBLICATION 511 AND COMPLY WITH THE REQUIREMENTS OF THE AMCA CERTIFIED RATINGS PROGRAM. THE CERTIFIED RATINGS SEAL APPLIES TO AIR PERFORMANCE RATINGS AND WATER PENETRATION RATINGS.

• AMCA ACCREDITED LABORATORY IS A LABORATORY EQUIPPED AND STAFFED TO CONDUCT TESTS ACCORDING TO THE APPROPRIATE AMCA TESTS METHOD AND WHICH HAS BEEN LICENSED AS A AMCA ACCREDITED LABORATORY.