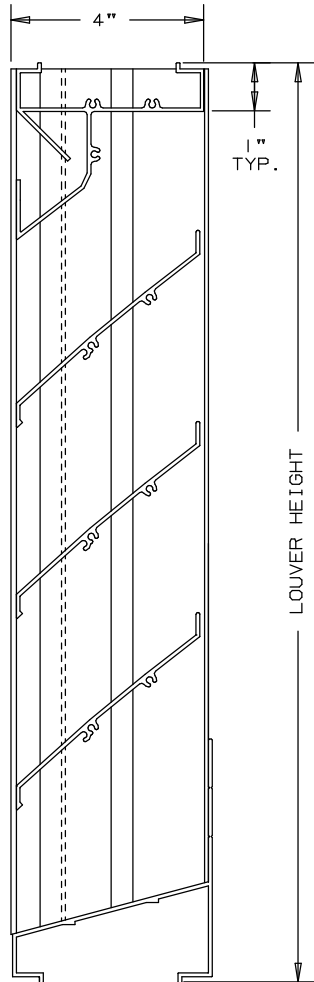


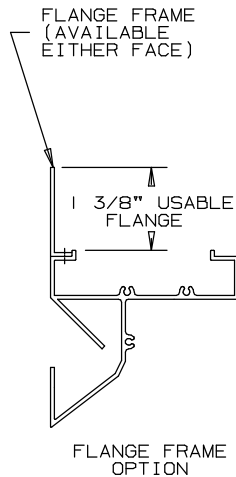
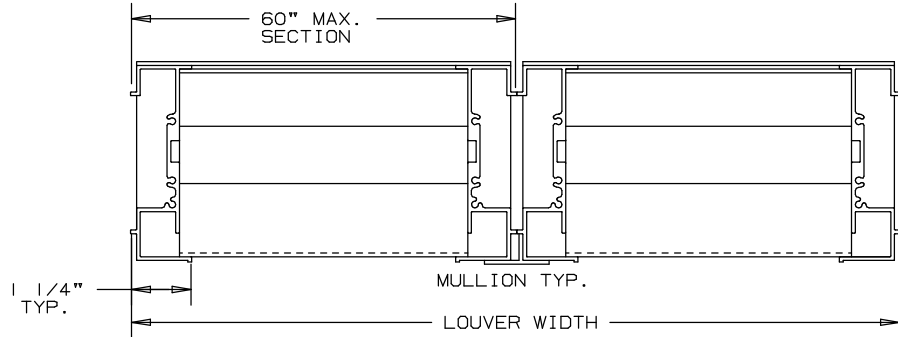
# ARROW EXTRUDED ALUMINUM LOUVERS 4" DEEP

# TYPE EA-400

## 45° STRAIGHT BLADE-STATIONARY-CHANNEL TYPE



NOT TO SCALE



### SPECIFICATIONS

MATERIAL: EXTRUDED ALUMINUM 6063-T6/T52 ALLOY AVAILABLE IN .081" THK. AND .125" THK. (NOMINAL).  
FACE OF LOUVER: FULL WIDTH SILL WITH HEAD AND BLADES CONTAINED WITHIN JAMBS. APPROXIMATE BLADE CENTERS 4".  
SCREEN: (WHEN INDICATED, IN A REMOVABLE FRAME)  
BIRD SCREEN - 1/2" FLATTENED ALUMINUM, .051" THK.  
OR - 1/2" SQ. MESH INTERMEDIATE DOUBLE-CRIMPED ALUMINUM WIRE, .063" DIA.  
OR - 18/16 MESH, .011" DIA. ALUMINUM WIRE INSECT SCREEN.

FINISH: \_\_\_\_\_

MINIMUM PANEL SIZE: 12" x 12"  
MAXIMUM SINGLE PANEL SIZE: 60" x 96"

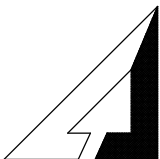
### LOUVER PERFORMANCE STATEMENT

LOUVER MODEL EA-400 SHALL BE FABRICATED TO PROVIDE A MINIMUM OF (57%), 9.09 SQUARE FEET OF FREE AREA FOR A 48" x 48" SIZE LOUVER AND BEAR THE AMCA CERTIFIED RATINGS PROGRAM SEAL FOR AIR PERFORMANCE AND WATER PENETRATION. THE RATING SHALL SHOW A BEGINNING POINT OF WATER PENETRATION AT .01 OUNCES PER SQUARE FOOT OF FREE AREA AT A FREE AREA VELOCITY OF 886 FEET PER MINUTE, (8054) CUBIC FEET PER MINUTE, WITH .125 INCHES WATER GAUGE PRESSURE DROP FOR AIR INTAKE.

FOR CERTIFIED RATINGS  
AUTHORIZED BY AMCA  
-SEE REVERSE SIDE

NOMINAL DEDUCTIONS WILL BE MADE TO THE OPENING SIZE GIVEN.

ITEM	QTY.	WIDTH	HEIGHT	WIDTH	HEIGHT	MULL	TYPE	LOC	SCREENS	 UNION MADE
		OPENING SIZE		LOUVER SIZE						



ARROW UNITED INDUSTRIES  
A DIVISION OF MESTEK, INC.

314 RIVERSIDE DRIVE  
WYALUSING, PA 18853

TEL: (570) 746-1888 FAX: (570) 746-9286

AGENT: \_\_\_\_\_

ARCH./ENG.:

CONTR.:

PROJECT:

EDR: ECN: JOB:

DATE: DWN.: DWG.:

# LOUVER MODEL EA-400

## 45° BAFFLE BLADE

### EXTRUDED ALUMINUM - STATIONARY

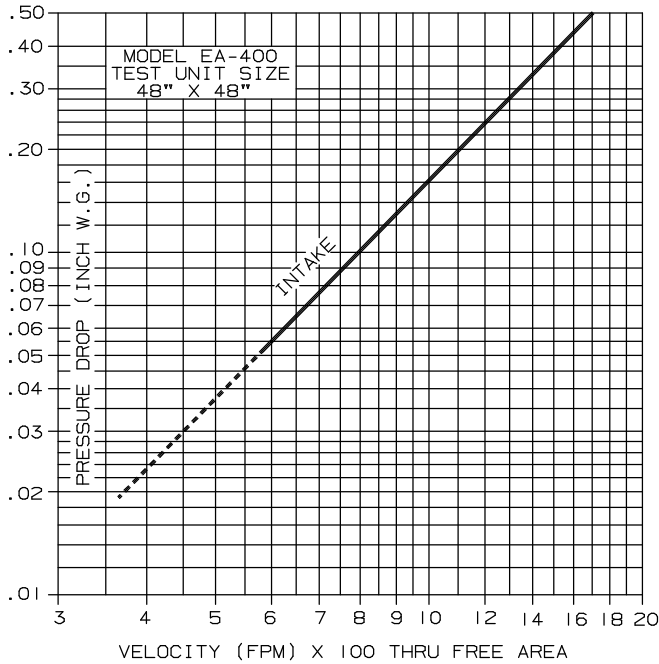
## PERFORMANCE DATA

EXCELLENT WEATHER PROTECTION WITH LITTLE PRESSURE LOSS.

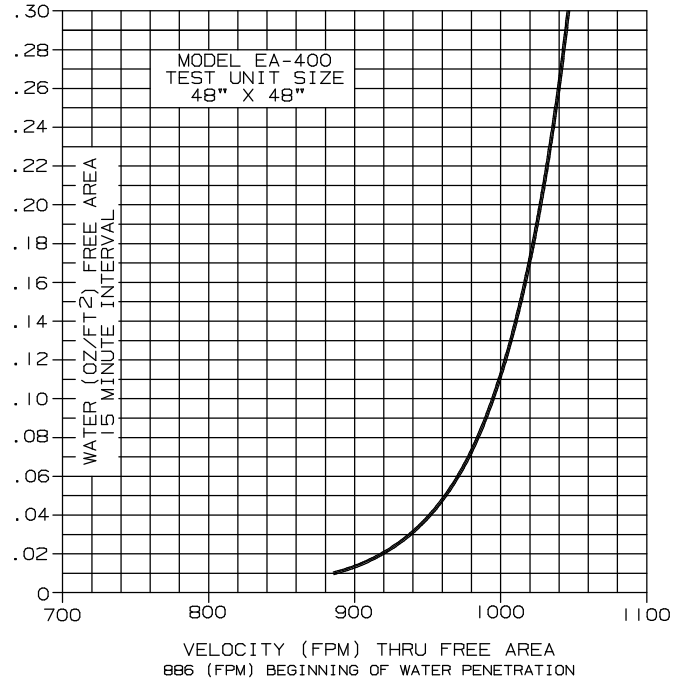
TESTS OF A 48" X 48" SAMPLE ACCORDING TO AMCA STANDARD 500-L SHOWS LOW WATER PENETRATION. TESTS SHOW LESS THAN .02 OZ. PER SQ. FT. WATER PENETRATION AT 920 FPM (FREE AREA VELOCITY) WITH LESS THAN .14" W.G. PRESSURE DROP (INTAKE).

RATINGS DO NOT INCLUDE THE EFFECT OF BIRDSCREEN.

### PRESSURE DROP



### WATER PENETRATION



### FREE AREA

HEIGHT	FREE AREA (SQ. FT.)								
	WIDTH								
	12"	18"	24"	30"	36"	42"	48"	54"	60"
12"	.31	.50	.70	.89	1.09	1.28	1.48	1.67	1.87
24"	.82	1.34	1.86	2.38	2.90	3.42	3.94	4.46	4.98
36"	1.34	2.18	3.03	3.87	4.71	5.56	6.40	7.25	8.09
48"	1.85	3.02	4.19	5.36	6.53	7.70	9.09	10.04	11.20
60"	2.37	3.86	5.35	6.85	8.34	9.84	11.33	12.82	14.32
72"	2.88	4.70	6.52	8.34	10.16	11.97	13.79	15.61	17.43
84"	3.39	5.54	7.68	9.83	11.97	14.11	16.26	18.40	20.54
96"	3.91	6.38	8.85	11.31	13.78	16.25	18.72	21.19	23.66



ARROW UNITED CERTIFIES THAT THE MODEL EA-400 SHOWN HEREIN IS LICENSED TO BEAR THE AMCA SEAL. THE RATINGS SHOWN ARE BASED ON TESTS AND PROCEDURES PERFORMED IN ACCORDANCE WITH THE AMCA PUBLICATION 511 AND COMPLY WITH THE REQUIREMENTS OF THE AMCA CERTIFIED RATINGS SEAL PROGRAM. THE AMCA CERTIFIED RATINGS SEAL APPLIES TO AIR PERFORMANCE RATINGS AND WATER PENETRATION RATINGS.

