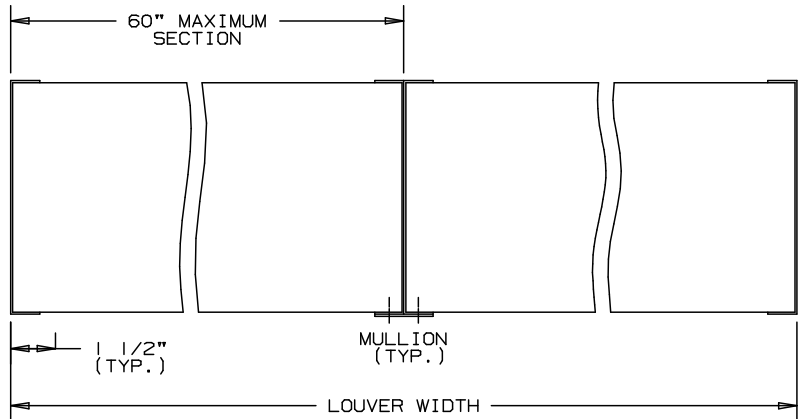
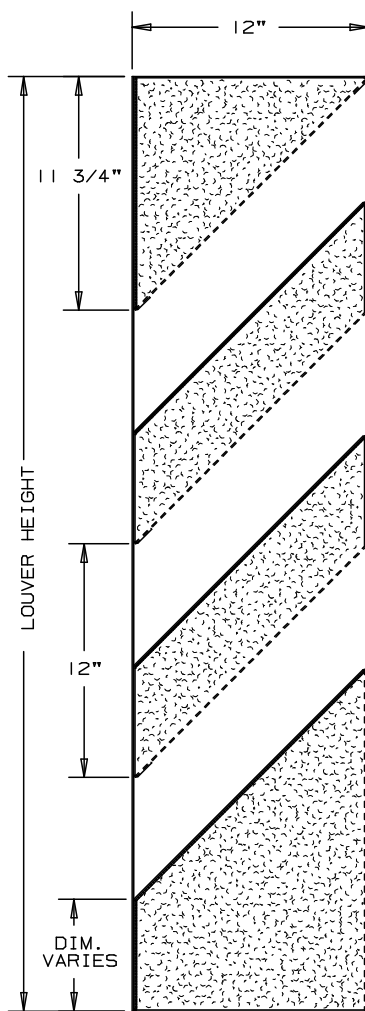


ARROW ACOUSTICAL LOUVERS

12" DEEP WITH 12" BLADE SPACING

TYPE AC-482-12

FOR USE WHERE NOISE REDUCTION IS REQUIRED
AIR FLOW DESIGN FOR INTAKE OR DISCHARGE



NOT TO SCALE

SPECIFICATIONS

MODEL AC-482-12 STEEL

FRAME: 16 GA. GALVANIZED STEEL.
BLADE: 18 GA. GALVANIZED STEEL AIRFOIL EXTERIOR SURFACE WITH 22 GA. PERFORATED STEEL INTERIOR SURFACE.
BLADE FILL: ARROW SOUND INSULATION.
SCREEN: 1/2" GALVANIZED STEEL MESH (.041").
FINISH: MILL, GALVANIZED.

MODEL AC-482-12 ALUMINUM

FRAME: 14 GA. ALUMINUM.
BLADE: 16 GA. ALUMINUM AIRFOIL EXTERIOR SURFACE WITH 22 GA. PERFORATED ALUMINUM INTERIOR SURFACE.
BLADE FILL: ARROW SOUND INSULATION
SCREEN: 1/2" FLATTENED ALUMINUM MESH (.051").
FINISH: MILL, ALUMINUM.

OPTIONAL

FINISHES: ENAMELS, EPOXIES, ETC.

FOR PERFORMANCE DATA
-SEE REVERSE SIDE

NOMINAL DEDUCTIONS WILL BE MADE TO OPENING SIZES GIVEN.

ITEM	QTY.	WIDTH	HEIGHT	WIDTH	HEIGHT	MULL	TYPE	LOC	SCREENS	UNION MADE
		OPENING SIZE		LOUVER SIZE						



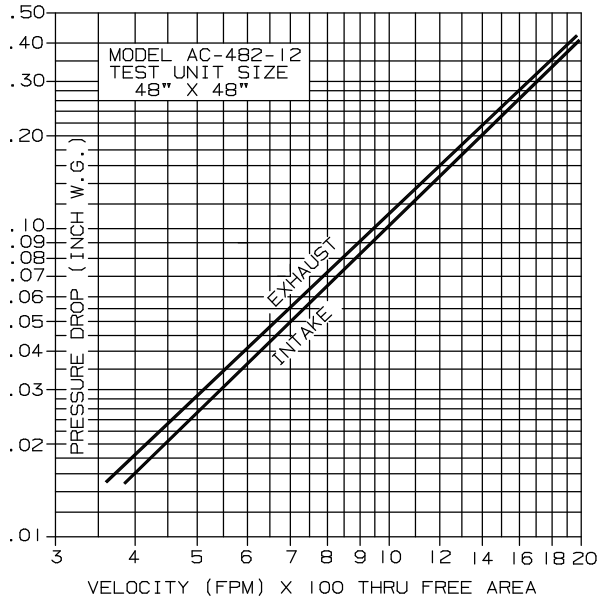
ARROW UNITED INDUSTRIES
A DIVISION OF MESTEK, INC.
450 RIVERSIDE DRIVE
WYALUSING, PA 18853
TEL: (570) 746-1888 FAX: (570) 746-9286
WEB ADDRESS: WWW.ARROWUNITED.COM

AGENT: _____

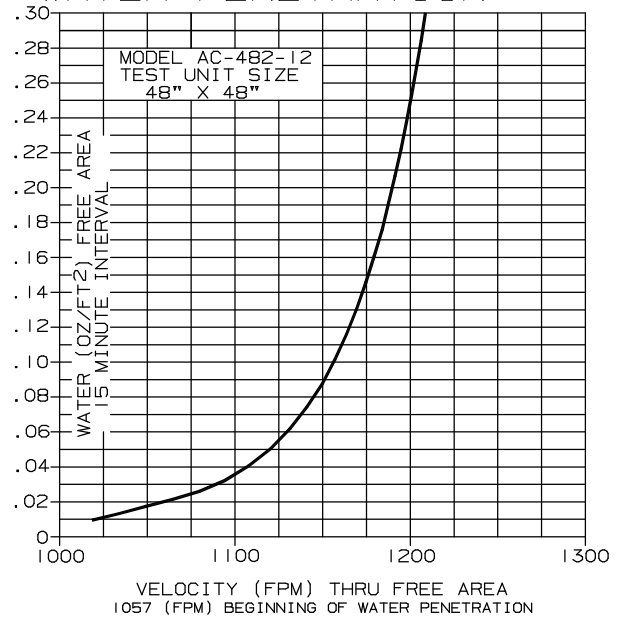
ARCH./ENG. :
CONTR. :
PROJECT :
EDR: ECN: JOB:
DATE: DWN. : DWG. :

LOUVER MODEL AC-482-12 PERFORMANCE DATA

PRESSURE DROP



WATER PENETRATION



SOUND TRANSMISSION LOSS

OCTIVE BAND	1	2	3	4	5	6	7	8
FREQUENCY (Hz)	63	125	250	500	1000	2000	4000	8000
SOUND TRANSMISSION LOSS (db)	8	8	7	9	13	15	12	10
FREE FIELD NOISE REDUCTION	14	14	13	15	19	21	18	16

ATTENUATION

DISTANCE FROM LOUVER	OCTIVE BAND CENTER FREQUENCY (Hz)							
	1 63	2 125	3 250	4 500	5 1000	6 2000	7 4000	8 8000
0'	14	14	13	15	19	21	18	16
10'	26	26	25	27	31	33	30	28
50'	40	40	39	41	45	47	44	42
100'	46	46	45	47	45	53	50	48
200'	52	52	51	53	53	59	56	54
500'	60	60	59	61	65	67	64	62
1000'	66	66	65	67	71	73	70	68

ATTENUATION CHART ABOVE IS A COMBINATION OF THE MODEL AC-482-12 SOUND TRANSMISSION LOSS AND THE REDUCTION OF SOUND ENERGY AS A FUNCTION OF DISTANCE.

FREE AREA

HEIGHT	FREE AREA (SQ. FT.)								
	WIDTH								
	12"	18"	24"	30"	36"	42"	48"	54"	60"
24"	.27	.45	.63	.81	.98	1.16	1.34	1.52	1.70
36"	.54	.90	1.25	1.61	1.97	2.33	2.69	3.04	3.40
48"	.81	1.34	1.88	2.42	2.95	3.49	4.03	4.56	5.10
60"	1.07	1.79	2.51	3.22	3.94	4.65	5.37	6.09	6.80
72"	1.34	2.24	3.13	4.03	4.92	5.82	6.71	7.61	8.50
84"	1.61	2.69	3.76	4.83	5.91	6.98	8.06	9.13	10.20
96"	1.88	3.13	4.39	5.64	6.89	8.14	9.40	10.65	11.90