

MODEL A258

2" Deep • 45° Drainable Blade • Extruded Aluminum Louver

STANDARD MATERIALS AND CONSTRUCTION

- FRAME:** .064" thick nominal; 6063-T6/T52 extruded aluminum alloy
- BLADES:** .064" thick nominal; 6063-T6/T52 extruded aluminum alloy
- ASSEMBLY:** Mechanically fastened
- SCREEN:** 1/2" x .051" flattened aluminum birdscreen
- FINISH:** Mill

OPTIONS

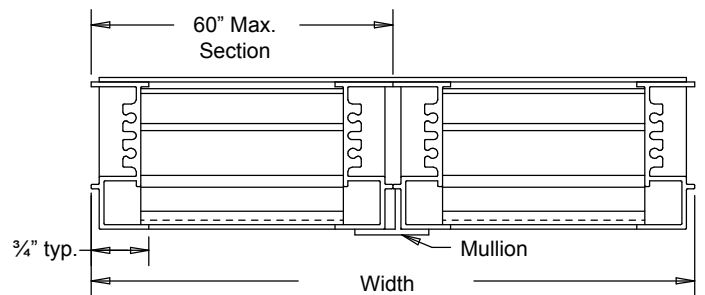
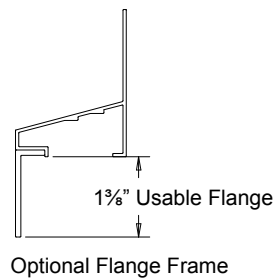
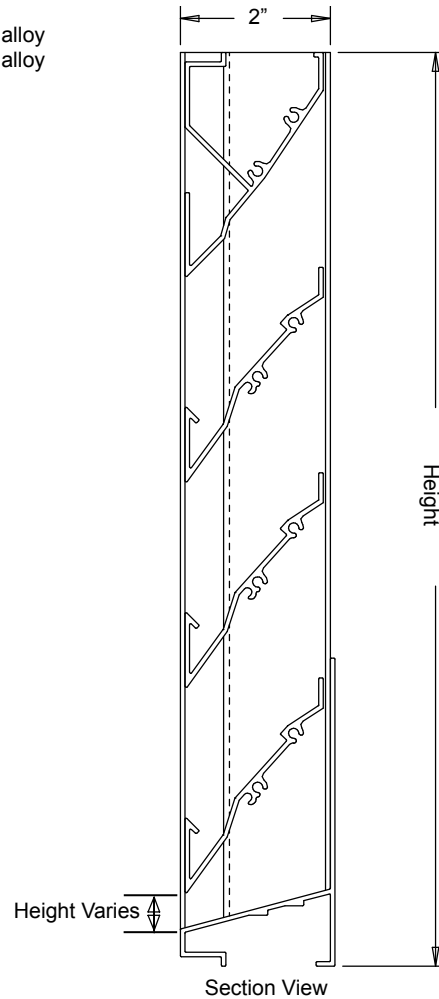
- Finish - Baked Enamel, Kynar, or Anodize
- Variety of Bird and Insect Screen
- 1 3/8" Usable Flange Frame (Front Face Only)
- Welded Construction
- Blank-off Panels

NOTES

1. "A" width and "B" height are opening dimensions. Louvers are provided approximately 1/2" undercut.
2. Shipping weight approximately 3.8 lbs./sq.ft.

LOUVER SIZES

Panels	Min Panel	Max Single Panel
A258	12"W x 12"H	60"W x 96"H

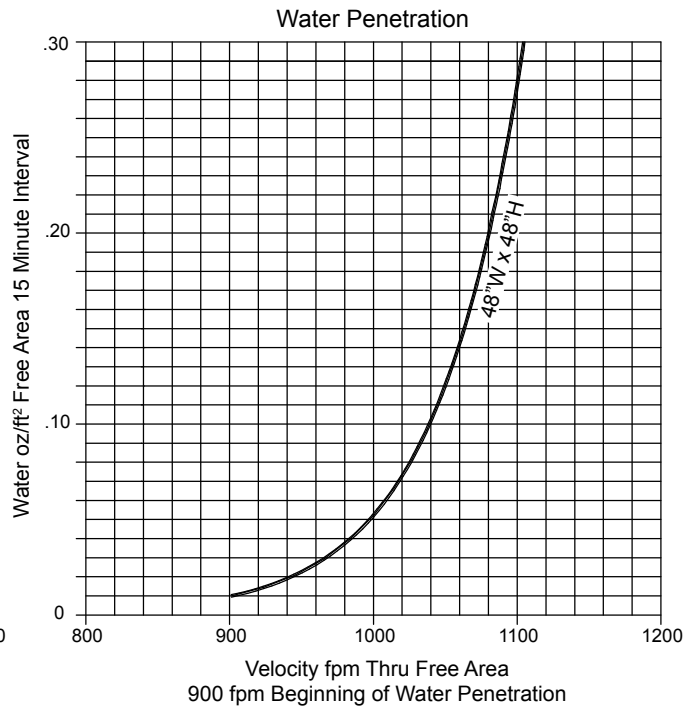
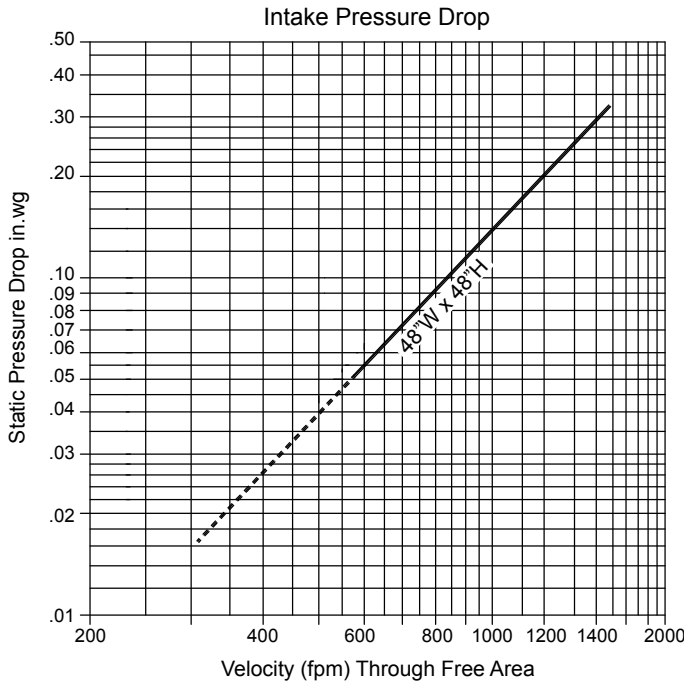


MODEL A258

2" Deep • 45° Drainable Blade • Extruded Aluminum Louver

Water Penetration: 800 fpm recommended maximum free area velocity
 Pressure Drop: 0.12 in.wg at 901 fpm and 6514 scfm
 Free Area: 7.23 sq.ft. = 45% for 48"W x 48"H test size

Ratings do not include the effect of birdscreen.



Free Area sq.ft

		Width								
		12"	18"	24"	30"	36"	42"	48"	54"	60"
Height	12"	0.28	0.44	0.60	0.76	0.92	1.08	1.24	1.40	1.56
	24"	0.78	1.23	1.69	2.14	2.59	3.04	3.49	3.94	4.39
	36"	1.19	1.87	2.55	3.23	3.91	4.60	5.28	5.96	6.64
	48"	1.63	2.56	3.50	4.43	5.37	6.30	7.23	8.17	9.11
	60"	2.05	3.23	4.41	5.59	6.77	7.95	9.14	10.32	11.50
	72"	2.45	3.86	5.27	6.68	8.09	9.50	10.91	12.32	13.73
	84"	2.94	4.63	6.32	8.01	9.70	11.39	13.08	14.77	16.46
	96"	3.36	5.29	7.22	9.15	11.08	13.00	14.93	16.86	18.79



Air Balance certifies that the Model A258 shown herein is licensed to bear the AMCA Seal. The ratings shown are based on tests and procedures performed in accordance with the AMCA Publication 511 and comply with the requirements of the AMCA Certified Ratings Program. The AMCA Certified ratings seal applies to Air Performance Ratings and Water Penetration Ratings.

